



Customer Termination Box (CTB2)

Design

The CTB2 is a universal enclosure that has been developed for housing fibre connectivity. The versatile design gives the CTB2 the ability to accommodate a number of connectivity solutions, splice only, splice and patch and even splitter modules.

The box is a high quality ABS housing that can be supplied in a variety of colours. Internally the box can come equipped with either a plastic or metal module to accommodate fibre storage cable management.

For splice only applications the CTB2 is supplied with an internal splice cassette with 48f splice capacity and midspan storage space behind the cassette.

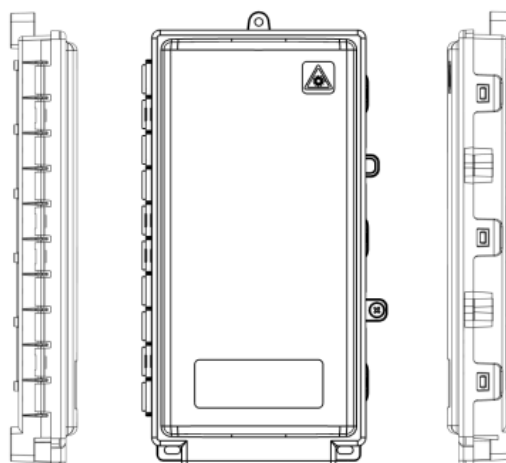
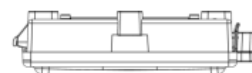


Combination Splice & Patch

The configuration offers patched pigtailed allowing incoming feed to be spliced and pre-terminated customer drops landed within the CTB2.

Features

- Robust / Impact resistant
- Cost effective
- UV stable
- Multifunctional
- V0 fire rated (Grey option for I/O)
- Future proof FTTx deployments
- MDU
- Demarcation point

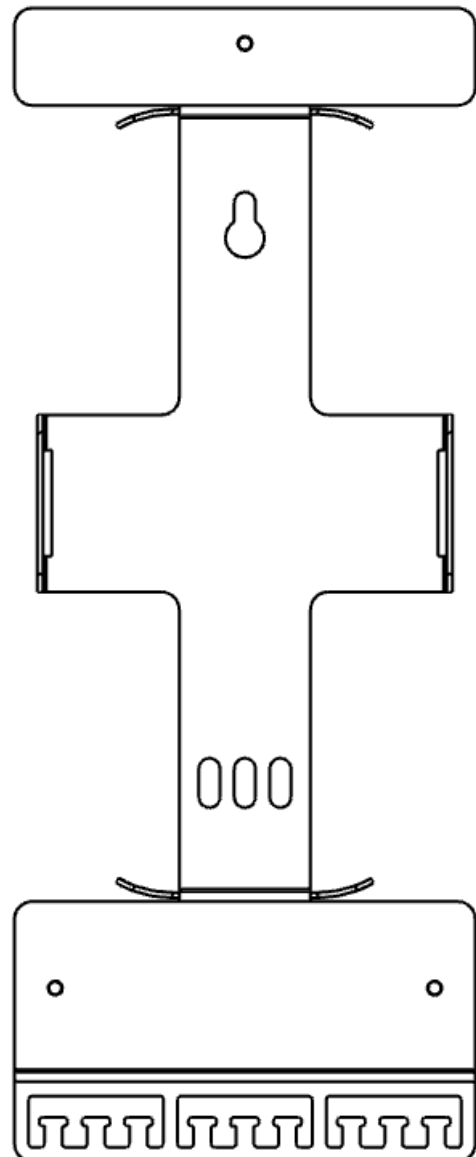


Specifications

Dimensions	42mm D x 150mm W x 270mm H
Weight	Approximately 350g
Mounting	Wall & pole mounting - Screw fixtures or bracket
Material	ABS
Minimum bend radius	16mm (Max)

Optional wall mount bracket provides additional cable anchor points and the ability to store slack cable behind the closure.

This means the box can be moved, reducing the need to work in tight spaces such as building risers.



Part number	Description	Colour Code
CFMDU-CTB2-BKT-005-GY	CFMDU - CTB2 - Distribution Node - Compact Bracket - Grey	CityFibre
CFMDU-CTB2-B-P04-1X4-UNL	CFMDU - CTB2 - Distribution Node - 4f - Split/Splice - 1:4(1) - Black	CityFibre
CFMDU-CTB2-B-P04-ALC	CFMDU - CTB2 - Distribution Node - 4f - Splice/Patch - ALC - Black	CityFibre
CFMDU-CTB2-B-P08-1X4-UNL	CFMDU - CTB2 - Distribution Node - 8f - Split/Splice - 1:4(2) - Black	CityFibre
CFMDU-CTB2-B-P08-1X8-ALC	CFMDU - CTB2 - Distribution Node - 8f - Split/Patch - 1:8(1) - ALC - Black	CityFibre
CFMDU-CTB2-B-P08-ALC	CFMDU - CTB2 - Distribution Node - 8f - Splice/Patch - ALC - Black	CityFibre
CFMDU-CTB2-B-P12-1X4-UNL	CFMDU - CTB2 - Distribution Node - 12f - Split/Splice - 1:4(3) - Black	CityFibre
CFMDU-CTB2-B-P12-ALC	CFMDU - CTB2 - Distribution Node - 12f - Splice/Patch - ALC - Black	CityFibre
CFMDU-CTB2-G-P04-1X4-UNL	CFMDU - CTB2 - Distribution Node - 4f - Split/Patch - 1:4(1) - ALC - Grey	CityFibre
CFMDU-CTB2-G-P04-ALC	CFMDU - CTB2 - Distribution Node - 4f - Splice/Patch - ALC - Grey	CityFibre
CFMDU-CTB2-G-P08-1X4-UNL	CFMDU - CTB2 - Distribution Node - 4f - Split/Patch - 1:4(2) - ALC - Grey	CityFibre
CFMDU-CTB2-G-P08-1X8-ALC	CFMDU - CTB2 - Distribution Node - 8f - Split/Patch - 1:8(1) - ALC - Grey	CityFibre
CFMDU-CTB2-G-P08-ALC	CFMDU - CTB2 - Distribution Node - 8f - Splice/Patch - ALC - Grey	CityFibre
CFMDU-CTB2-G-P12 -ALC	CFMDU - CTB2 - Distribution Node - 12f - Splice/Patch - ALC - Grey	CityFibre
CFMDU-CTB2-G-P12-1X4-UNL	CFMDU - CTB2 - Distribution Node - 4f - Split/Patch - 1:4(3) - ALC - Grey	CityFibre

Ordering Information

Part number	Description
CFMDU-CTB2-G-P04-ALC	CFMDU - CTB2 - Distribution Node - 4f - Splice/Patch - ALC - Grey